

# CE SERIES

## INCREMENTAL ROTARY ENCODER

Outside Diameter 30mm (Shaft  $\Phi 4$ ) PCD 22

Economical

Voltage output type

Suitable for General or Industrial Applications

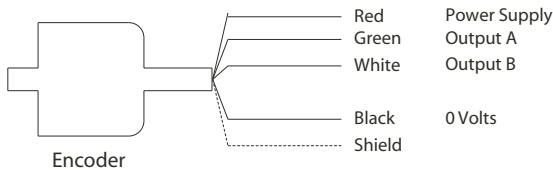


### STANDARD MODELS

PPR	Serial Number	CE (30 $\phi$ )
	60	CE - 60
	100	CE - 100
	200	CE - 200
	250	CE - 250
	300	CE - 300
	360	CE - 360
	400	CE - 400
	500	CE - 500

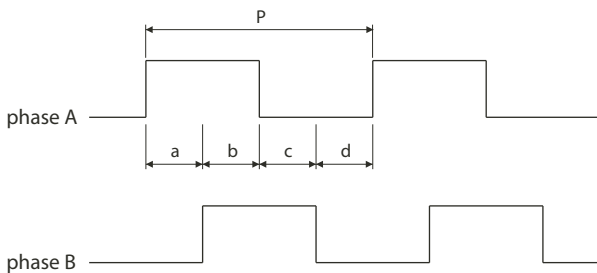
Add "S" at the end of Model No. for 1 signal output (only signal A).  
ex. CE-100S

### CONNECTIONS

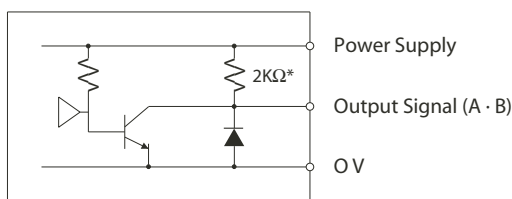


### OUTPUT WAVEFORM

→ clockwise rotation when viewed from the top of the shaft.



### OUTPUT WIRING



### HANDLING GUIDE

- To protect an encoder from any shock or vibration that may be caused by the joining machine, put the center of encoder's shaft and machine's shaft together without aberration and inclination. Use our coupling models for the right joining.
- Be sure to wire the encoder correctly as a wrong wiring may cause the inner circuit breakdown.
- Do not wire the cable parallel with other power lines from the protection against the noise.
- Use a shield wire for the extension of cable.

### SPECIFICATIONS

		CE
Electrical	Power Supply	5 ~ 12V DC $\pm 5\%$
	Output Signal	Voltage / 90° Quadrature x 2 Signals
	Output Voltage	Logic 1 = 4 to 11VDC (Reduced -1V from Power Supply) Logic 0 = 0.5VDC or less
	Maximum Response	60 KHz
	Current Consumption	40 mA maximum (20 mA for S Type)
	Sink Current	20 mA maximum
	Output Impedance	2 K $\Omega$
	Operating Temperature	-10°C ~ +70°C
Mechanical	Maximum Speed of Shaft Input	6,000 rpm
	Maximum of Inertia of Shaft	2g·cm <sup>2</sup> Maximum
	Starting Torque	10gf·cm Maximum
	Angular Speed	1 × 10 <sup>5</sup> rad / sec <sup>2</sup>
	Maximum Radial Loading	1 Kg
	Maximum Axial Loading	0.5 Kg
	Vibration	10Hz to 50Hz • 1.5mm•2h
	Shock	50 G / 11 ms
Weight (Approximately)		100 grams

- Signal A and Signal B are 90° quadrature

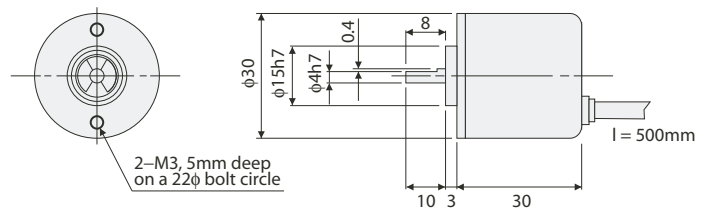
$$P = \frac{1}{PPR}$$

- Accuracy

$$a \cdot b \cdot c \cdot d = \frac{P}{4} \pm \frac{P}{8}$$

$$h = P \pm \frac{P}{2}$$

### DIMENSIONS



**LINE SEIKI CO., LTD**

37-7, Chuo-Cho, 2-Chome, Meguro-ku  
Tokyo, JAPAN 152-0001

TEL: +81-3-37165151 FAX: +81-3-37104552

E-MAIL: [webtrade@line.co.jp](mailto:webtrade@line.co.jp)

URL: <http://www.lineseiki.com>

\* Specifications Subject to Change Without Prior Notice  
All Rights Reserved, Copyright © 2009 Line Seiki Co., Ltd.  
2009.04.22.5240B